

# Welcome to Misawa A Quick Reference Guide

**Family Support Center  
Relocation Office  
226-4735**

**[www.misawa.af.mil/orgs/fsc/fsc.htm](http://www.misawa.af.mil/orgs/fsc/fsc.htm)**

# Welcome to Misawa Air Base!

*"Forging Friendship, Protecting the Pacific"*

Welcome to Misawa Air Base, a great place where U.S. Forces Japan and Japan Air Self Defense Force, along with the Misawa Community, join together in a cooperative spirit to create one of the Pacific's finest military communities. Our unique location and war-fighting mission make Misawa an exciting place to work and play.

The following information is provided to assist you in getting out and about on Misawa Air Base and the surrounding area as soon as possible. You'll never live in or visit a safer environment nor will you meet more gracious people than our Japanese host.

Make the effort to enjoy our host nation—it will enhance your time here in Japan. Again, welcome to Misawa Air Base.

## TABLE OF CONTENTS

Memo for Inbound Personnel	4
Memo for Newly Assigned Personnel	5
Base Map	6
Facts and Figures about Misawa	7
Quick Reference Fact Sheet	8
Useful Information	9
Hours of Operation	10
Shuttle Service	11
Welcome to Japan (useful phrases)	13
Misawa City Restaurants	15
Japanese Survival Tips	16
Japanese Language Guide	17
Downtown Misawa & outskirts	18
Time Conversion Chart	20
Yen Conversion Chart	21
Memo For All Arriving Parents	22
Website Addresses	25

## PRIORITY PHONE NUMBERS

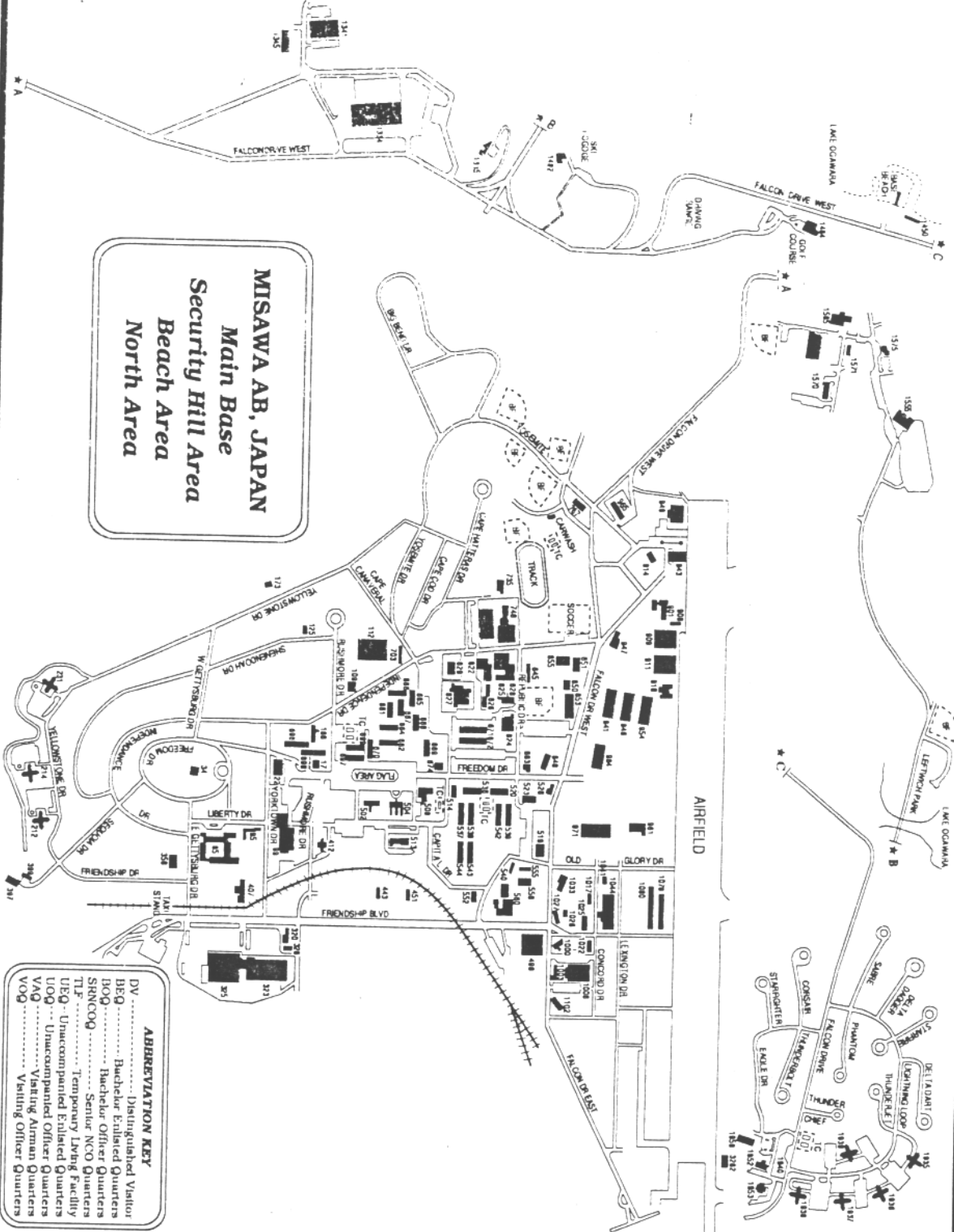
	Off-base Dialing:	On-Base Dialing
Base Operator	53-5181	0
Off Base Dialing		99+number
Emergency #s	53-1911	911
DSN		315-226-XXXX 222-XXXX
From USA	011-81-176-XX-XXXX	011-81-3117-6X-XXXX

## MEMORANDUM FOR NEWLY ASSIGNED PERSONNEL

FROM: 35 MSS/DPF  
Unit 5021  
APO AP 96319

1. Welcome to Misawa AB, Japan. We are looking forward to your arrival and stand ready to assist you in any way we can. Your sponsor should be in touch with you and is helping you prepare for your move. If not, please contact your local Relocation Assistance Manager or email me personally. I want to take this opportunity to remind you of the help that is available to you at your losing installation through the Relocation Assistance Program at the Family Support Center and encourage you to contact them at your earliest convenience. They can do so much to help you prepare for your move. Following are some of the services normally available through your Family Support Center Relocation Assistance Program:
  - a. Standard Installation Topic Exchange Service (SITES). Database of information about your new duty assignment. Includes information on a multitude of subjects that you will want to know about. An absolute must.
  - b. Loan Closet. Household items you might need after you have shipped your household goods at old location and before you receive your shipment at your new location.
  - c. Pre-move workshops. These workshops are designed to help you better understand the various aspects of a PCS move and to acquaint you with the agencies available to assist you with your move.
  - d. Child Care for PCS. A program designed for E5 & below utilizing home day care providers. Participants are provided 20 hours per child in the first 30 days of a move. Be sure to ask if you current base participates and contact us when you arrive.
  - e. Relocation software. A variety of relocation software is also available to assist you with your travel planning.
  - f. FAMNET. A telecommunication system linking all Air Force Family Support Centers, which is ideal to provide quick answers to any questions you might have from your gaining installation.
  - g. Family Support Centers can also provide assistance in the area of financial counseling and emergency financial assistance, employment assistance, cultural adaptation, repatriation and much more.
  - h. Misawa Web Site: <http://www2.misawa.af.mil> Check us out!!
2. Again – Welcome! Please feel free to contact us at anytime should you have any questions or require assistance. Our DSN # is (315) 226-9366 & my email address: [luis.lynych@misawa.af.mil](mailto:luis.lynych@misawa.af.mil) In the interim, PLEASE, make sure you contact your local Relocation Assistance Program Manager, you will be glad you did! Looking forward to meeting you.

  
LUIS A. LYNCH  
Relocation Assistance Manager



**MISAWA AB, JAPAN**  
**Main Base**  
**Security Hill Area**  
**Beach Area**  
**North Area**

**MAP LEGEND**

**ABBREVIATION KEY**

DV..... Distinguished Visitor  
 BEC..... Bachelor Enlisted Quarters  
 SRNCCO..... Senior NCO Quarters  
 TLF..... Temporary Living Facility  
 UEO..... Unaccompanied Enlisted Quarters  
 UOQ..... Unaccompanied Officer Quarters  
 VAO..... Visiting Officer Quarters

- 17 DV Quarters
- 22 Officers Club
- 85 Solara Elementary
- 99 Hospital
- 112 Lunney Youth Center
- 212 Before & After School Program
- 320 Bank/Credit Union
- 323 Commissary
- 325 Base Exchange
- 358 Class VI Store
- 397 Chapel
- 397 Misawa Preschool Program
- 412 Entertainment Program
- 412 Child Child Development Center
- 443 Veterinary Services
- 498 Tohoku Enlisted Club
- 502 Accounting & Finance
- 504 35 FW HQ
- 513 Telephone Service
- 519 Post Office
- 520 NAF BEQ
- 523 Legal Office
- 528 Burger King
- 536 Navy BOQ
- 538 Navy BOQ
- 539 Navy BEQ
- 540 Thrift Shop
- 542 UEO
- 543 NAF BEQ
- 544 NSCA BEQ
- 552 Stop & Shop
- 555 Housing Office
- 555 PMO Customer Service
- 556 Theater
- 622 Fitness Center
- 624 Grissom Dining Facility
- 624 Flight Kitchen
- 625 Pool
- 626 Recreation Center
- 626 TraveL Time
- 627 Half Time Lounge
- 627 Bowling Center
- 628 A & C Frame Shop
- 629 Library
- 645 Art & Crafts Center
- 648 Security Police
- 653 MSS HQ
- 655 Education Center
- 655 Military Personnel
- 655 Civilian Personnel
- 655 Navy Security
- 661 UOQ
- 662 VOD
- 664 VOD
- 665 SRNCCO
- 666 UOQ
- 667 UOQ
- 668 UEO
- 669 VAO
- 670 TLF/Habiting Office
- 670 Recreation Center
- 671 Family Day Care
- 671 UEO
- 672 UEO
- 673 UEO
- 674 Air Force AML
- 674 Navy Relief
- 686 Red Cross
- 686 Financial Management
- 696 TLF
- 697 TLF
- 698 TLF
- 699 TLF
- 746 Edgren High School
- 767 Auto Crafts Shop
- 941 NAF Maint Hangar
- 943 AMC Terminal
- 946 Navy VP Squadron
- 947 Fire Station
- 954 VQ-1 Det. Hangar
- 961 NAF Admin Bldg
- 964 Navy Operations Bldg
- 965 Gas Station
- 971 Personnel Support Div
- 1006 THO
- 1017 Dbookmark Bookstore
- 1022 Military Clothing
- 1026 Family Support
- 1027 Airman's Attic
- 1044 Family Services
- AAFSS Cafeteria
- Human Resource Office
- SVS Admin Office
- SVS Equip Issue Bldg
- SVS Financial Mgt
- 1102 35 SPTG HQ
- 1334 Base Supply
- 1335 Army Field Station
- 1341 PMO Warehouse
- 1345 DEMO
- 1450 Base Branch
- 1464 Golf Course
- 1464 Mema Ma's Family
- 1482 Restaurant
- 1555 Outdoor Recreation
- 1555 Ski Lodge
- 1570 Security Hill Snack Bar
- 1570 Glenn Dining Facility
- 1571 Company E HQ
- 1574 301 IS HQ
- 1574 NSCA HQ
- 1578 Fire Station
- 1585 Sheet, Trap & Archery Rge
- 1937 Library Annex
- 1940 Fire Station
- 1946 Gas Station
- 1952 Mail Mail
- 1953 Zeamer Child Dev Center
- 1958 Canning Elementary
- 1983 Child Development Annex
- 3282 Falcon Feeder

# FACTS AND FIGURES ABOUT MISAWA

Population: 42,500 as of January, 1988.

Misawa has an airport, JR Eastern Japan Train Station, and Towada Kanko Dentetsu Station. Because Route 338 is along the Pacific coastline, Misawa is a transportation focal point to go to Lake Towada, Shimokita Penninsula, the northern part of Sanriku coast in Iwate Prefecture, or to Hachinohe, Towada, Aomori, and Mutsu cities.

Near the train station, is a huge resort known as the Komaki Onsen. It has a natural hot spring bath, a museum and older buildings such as tea houses, a castle gate and Japanese houses.

## MISAWA AREA FESTIVALS:

Spring Commerce Festival	May
A Cherry Flowers Festival	May
The Lake Ogawara Festival	July
The Tanabata Festival or Star Festival	July
Misawa Port Festival	August
Misawa Festival	August
Miss Veedol Festival	August
Air Festival	September
Industries & Cultural Festival	October
Christmas Festival	1-25 Dec

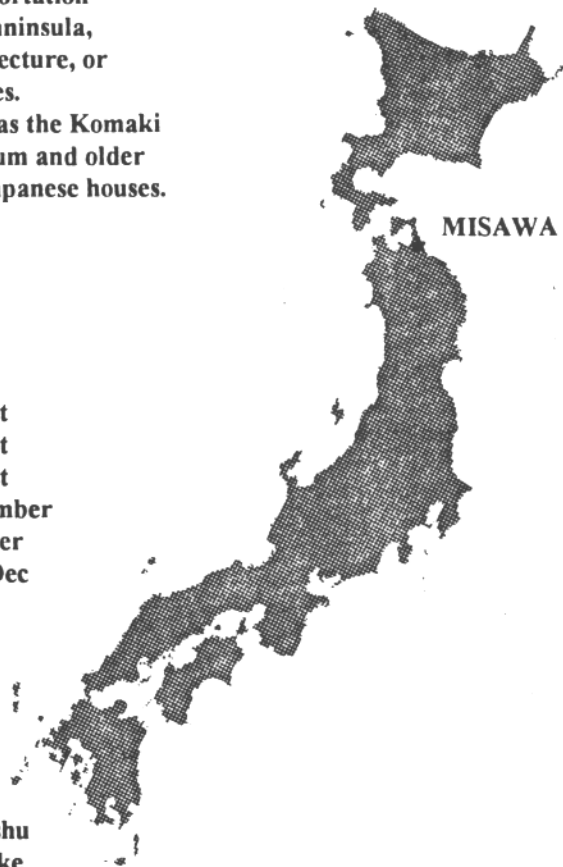
LOCATION: East Longitude 141 22'21"  
North Latitude 40 40'49"

## GEOGRAPHICAL FEATURES:

Misawa City is located in the southeastern portion of Aomori Prefecture on northern Honshu Island. The Pacific Ocean lies at its east and Lake Ogawara on its west. It is surrounded by Kanikata and Tohoku Towns on the west side of the Lake; Shimoda, Momoishi Towns are to the south, while Rokkasho Village lies to the north. Misawa is shaped like a rectangle, 11 km wide (east-west) by 25 km long (north-south). It covers an area of 120.76 square kilometers (46.6 square miles) It is 57 meters above the sea.

## WEATHER:

Even though Misawa is located in the northern part of Japan, annual snowfall is relatively low. It is characteristic that the northwest seasonal wind brings clearer weather than other cities, towns, or villages in Aomori Prefecture. Because of the wind that blows from Spring to Summer, the Pacific coast is sometimes covered with chilled air and sea fogs. The rainy season or "Tsuyu" is not so muggy as it is in other prefectures, but the rainy period itself is fairly long. This leaves a short summer behind.



# MISAWA AIR BASE

## Quick Reference Fact Sheet

Misawa Air Base is located on the shore of Lake Ogawara, adjacent to Misawa City, in the Aomori Prefecture of Japan. From 1371 until the mid 1930's the area around Misawa, then known as Fukumaki, was primarily used for farming and raising horses. On 4 October, 1931, Clyde Pangborn and Hugh Herndon departed Sabishiro beach, near Misawa, in the "Miss Veedol" on the first successful non-stop trans-Pacific flight. In 1938, the Imperial Japanese Army began construction of an airstrip at Misawa. In 1942, the Imperial Japanese Naval Air Force assumed control of the base. In September 1945, the U.S. 32nd Army Engineering Construction Group occupied and began rebuilding Misawa Air Base. In December 1946, the 49th Fighter Group became the first U.S. air unit stationed at Misawa.

The base is currently the home of the 35th Fighter Wing, 33 U.S. associate units including: Naval Air Facility - Misawa, Naval Security Group Activity - Misawa, and the 301st Intelligence Squadron, and the Japan Air Self-Defense Force (JASDF), Northern Air Defense Force, and 3rd Air Wing (JASDF).

### The 35th Fighter Wing

The 35th Fighter Wing was originally activated at Johnson Air Base, Japan, on 18 August 1948, though it carries the bestowed honors of the 35th Fighter Group, tracing its origin back to 22 December 1939. The wing's original mission was to fly air defense over Japan. In January 1950, the wing was redesignated the 35th Fighter Interceptor Wing and, in July, it deployed as tactical group and two squadrons to Korea to support the United Nations ground forces during the Korean War. After the Korean War, the 35th added aerial reconnaissance to its mission. From 1948, until its inactivation on 1 October 1957, the 35th flew several different airframes, including the RC-45, F-51, F-80, F-86 and F-94.

The wing returned to service on 1 April 1966, when the wing activated as the 35th Tactical Fighter Wing at Da Nang Air Base, South Vietnam. The wing had five flying squadrons assigned to it while at Da Nang, and its pilots flew F-4C, F-102 and B-57 aircraft. On 8 October 1966, the wing moved and became the host wing at Phan Rang Air Base, Republic of Vietnam. While at Phan Rang AB, units assigned or attached to the 35th TFW flew F-100, A-37B, and MK-20 aircraft.

On 31 July 1971, the wing inactivated at Phan Rang AB, ending its involvement in Vietnam. However, the 35th did not remain inactive long. On 1 October 1971, the 35th TFW activated at George AFB, California. At George, the 35th took over the mission of training F-4 flight crews. In July 1973, with the arrival of F-105 aircraft, the wing began training aircrews for "Wild Weasel" (radar detection and suppression) missions in addition to other F-4 training. By 1975, with the arrival of new F-4C aircraft, the 35th TFW was training aircrews exclusively in "Wild Weasel" operations for deployment to operational units in Okinawa and Germany. In 1985, the 35th Tactical Fighter Wing was redesignated the 35th Tactical Training Wing. However, the wing retained an air defense augmentation responsibility. In October 1989, operations at George AFB were reorganized and the 35th TFW redesignated the 35th Tactical Fighter Wing. Under the reorganization, the wing gained two tactical fighter squadrons.

In August 1990, the 35th TFW deployed 24 F-4Gs to Shaikh Isa Air Base, Bahrain, in support of Operations Desert Shield and Desert Storm. During Operation Desert Storm, the 35th TFW (provisional) played a key role in the successful air campaign, flying 3,072 combat missions totaling 10,318.5 hours. The U.S. Central Command relied heavily on the wing's "Wild Weasels" for suppression of the enemy's air defense systems.

On 1 October 1991, as part of an Air Force-wide reorganization, the 35th TFW was redesignated the 35th Fighter Wing and its tactical fighter squadrons redesignated fighter squadrons. In 1992, the 35th FW started downsizing in preparation for the closure of George AFB. On 15 December 1992, the 35th Fighter Wing inactivated and George AFB closed.

Less than six months after its inactivation the 35th FW was again called to service. On 31 May 1993, the 35th FW was redesignated the 35th Wing and activated at Naval Air Station Keflavik, Iceland. The 35th replaced Air Forces Iceland, which had served as a wing equivalent for over 40 years. The 35th FW inactivated at Keflavik on 30 September 1994, and activated at Misawa Air Base, Japan, on 1 October 1994 as the 35th Fighter Wing.

## Useful Information

Misawa AB is in the northern part of Japan. We are near the cities of Hachinohe, Towada, and Aomori. We are located approximately 400 miles from Tokyo. There are several ways to get to Misawa AB.

1. You may be arriving on the Patriot Express. This contract carrier arrives at the AMC terminal on base. This is the easiest way if you have pets. Sometimes a problem with delays.
2. Commercially: You first arrive at Tokyo Narita Airport. Then you must take a bus to Haneda. You must pay Y3000, approximately \$30.00 per person. Just follow other Americans or ask where you can get bus ticket. They will direct you to the correct stop. The bus ride can be from 1 to 3 hrs, depending on traffic. You must arrive at Haneda Airport no later than 1700 to catch the last flight to Misawa Airport. If no one is there to meet you, there will be a sign that tells you who you need to call for your unit. You can take a taxi, simply tell driver, "Misawa Kichi ni ikitai desu" meaning I want to go to Misawa Air Base. Go to building 670, Lodging Office. If you miss the flight for the day, you can stay at one of the local hotels – Radisson or Holiday Inn. Most hotels are expensive. Ask your TMO about this or possibly staying at New Sanno Hotel (Be sure to ask your TMO about this possibility).
3. You can take bus or train up to Misawa, but this is too difficult to explain. You should either go #1 or #2. When you get here and want to travel, you may consider doing this. I must warn you that it is very expensive to travel by train.

All military members will need to in-process with MPF on Monday mornings. If you are a single parent, the relocation assistance office has a list of home day care provider that may help you with your childcare. Also, if you are E5 & below, be sure to ask about the childcare for PCS program.

Be sure to send a copy of your orders to your sponsor to get a post office box. Check and see if your lodging office can make your lodging arrangement here. If not, ask your sponsor to do this as soon as possible. Peak PCS season (usually May – Sep) are very busy. You may be placed off-base, lodging will make these arrangements for you. Be sure to state whether you have a pet or not. There are a few pet sitters on base, be sure to ask your sponsor to pick up a list from Relocation Assistance Office.

Don't forget to submit your housing and/or childcare request at least 2 months out. Go to your housing office or child development center to find out how you apply.

If you have any problems or questions, be sure to call us at DSN 315-226-9366 or email us at [lucy.mussolino@misawa.af.mil](mailto:lucy.mussolino@misawa.af.mil).

**35<sup>TH</sup> SERVICES SQUADRON FACILITIES  
HOURS OF OPERATION**

**AUTO SKILLS CENTER**  
Bldg 767, Phone 226-4654/2142  
Tues - Fri Noon - 8 pm  
Sat 8 am - 6 pm  
Sun 10 am - 6 pm

**BALLOONTIME**  
Bldg 626, Phone 226-5995  
Tues - Sat 9 am - 5 pm

**BASE POOL (HIMBERG)**  
Bldg 625, Phone 226-3152  
**Administrative Hours**  
Mon, Tue 9 am - 1 pm  
Wed, Thu 1 - 5 pm  
**Lap Swim**  
Mon - Fri 5:30 - 7 am & 11 am - 1 pm  
Sat Noon - 1 pm  
Sun 8 - 9 am & 3 - 5 pm  
**Open Swim**  
Mon - Fri 2 - 4 pm  
Sat 1 - 3 pm  
Sun 9 - 11 am & 1 - 3 pm  
**Family Swim**  
Sat 3 - 5 pm  
**Swim Lessons**  
Mon - Thur 8 - 10 am & 4 - 6 pm  
Sat 8 am - Noon  
**Aqua Fitness**  
Mon, Wed & Fri 10 - 11 am & 6 - 7 pm  
**Pool Parties**  
Reservations only Sun 11 am - 1 pm

**BASE BEACH**  
Pavilion Rental 226-9378  
Boat Rental 226-3451  
7 days a week 10 am - 6 pm  
Open May 31 - Sep 6

**BOWLING CENTER (WALMSLEY)**  
Sun - Thur 10 am - Mid  
Fri 10 - 3 am  
Sat 10 am - Mid  
Bldg 627, Phone 222-7731  
Snack Bar 222-7716

**CAFE MOKUTEKI**  
Bldg 626, Phone 222-6388  
Sun - Thu 6 am - Mid  
Fri & Sat Open 24 hrs

**CHILD DEV CENTER (YOIKO)**  
Bldg 10, Phone 226-4666  
Mon - Fri 6 am - 6 pm  
Federal Holidays Closed  
Wing Down Days/Family Days 6 am - 6 pm  
**CHILD DEV CENTER (ZEAMER)**  
Bldg 1953, Phone 226-2419  
Mon - Fri 6 am - 6 pm  
Federal Holidays Closed  
Wing Down Days/Family Days 6 am - 6 pm

**COMMUNITY CENTER (MOKUTEKI)**  
Bldg 626, Phone 226-4128  
Office & Game Room  
Mon - Thur 8 am - 10 pm  
Fri 8 am - 11 pm  
Sat 10 am - 11 pm  
Sun 10 am - 10 pm

**DINING FACILITY (FALCON FEEDER)**  
Bldg 3262, Phone 226-1635  
Lunch: Mon - Fri 10:30 am - 1 pm  
Dinner: Mon - Fri 7 - 9 pm  
Adjustments made for mission requirements

**DINING FACILITY (FLIGHT KITCHEN)**  
Bldg 624, Phone 226-3889  
24 hours a day - 7 days a week

**DINING FACILITY (GLENN)**  
Bldg 1570, Phone 226-3957  
Lunch: Mon - Fri 11 am - 1 pm  
Midnight Meal: Mon - Fri 11 pm - 1 am  
Closed Weekends & Holidays

**DINING FACILITY (GRISSOM)**  
Bldg 624, Phone 226-4463  
Breakfast Mon - Fri 5 - 8 am  
Sat & Sun 5 - 10 am  
Lunch daily 10:30 am - 1 pm  
Dinner daily 4 - 6:30 pm  
Midnight Meal daily 10 pm - Midnight

**ENLISTED CLUB (TOHOKU)**  
Bldg 485, Phone 222-9511/9513/9514  
**Office Hours / Mon - Fri 8 am - 5 pm**  
**Breakfast / Sat 8 am - 1 pm**  
**Lunch / Mon - Sat 11 am - 1 pm**  
**Dinner / Sun - Thur 5 - 8 pm**  
Fri & Sat 5 - 9 pm  
**Brunch / Sun 10:30 am - 1 pm**  
**Cashier's Cage**  
Mon - Thur 10:30 am - Midnight  
Fri & Sat 10:30 am - 1 am  
Sun & Holidays 11 am - Midnight  
**Slot Room/Cashier**  
Sun - Thur 10:30 pm - 12:30 am  
Fri & Sat 10:30 pm - 1:30 am  
**Sports Bar**  
Sun - Wed 4:30 - 11 pm  
Thur 4 pm - 1 am  
Fri & Sat 4:30 pm - 2 am  
**Aomori Lounge**  
Sun - Wed Closed  
Thur 9 pm - 1 am  
Fri & Sat 9 pm - 2 am

**FAMILY CHILD CARE**  
TLF Bldg 697, Phone 226-CARE  
Mon - Fri 7:30 am - 4:30 pm  
Federal Holidays Closed  
Wing Down Days/Family Days Regular Hrs

**FINANCIAL MANAGEMENT**  
Bldg 1044, Phone 226-4360  
Mon - Fri 7:30 am - 4:30 pm

**FITNESS CENTER (POTTER)**  
Bldg 622, Phone 226-3982  
Open 24 hrs.  
**Pro Shop & Juice Bar**  
Mon - Tue 6:30 am - 9:30 pm  
Wed - Fri 6:30 am - 8 pm  
Sat 8 am - 1 pm  
Sun 11 am - 4 pm

**FOUR SEASONS TRAVEL**  
Bldg 1044, Phone 226-3555/2281  
Mon - Fri 10 am - 6 pm  
Sat, Sun & Holidays Closed

**GOLF CLUB (GOSSER MEMORIAL)**  
Bldg 1464, Phone 222-9738  
Pro Shop  
222-9738; Daily 6 am - 6 pm  
Driving Range 24 hrs.  
Course 6:15 am - 7 pm  
Snack Bar  
Bldg 1464, Phone 222-9740  
Breakfast / Sun - Sat 7 - 10 am  
Lunch / Sun - Sat 11 am - 3 pm

**HUMAN RESOURCES OFFICE**  
Bldg 1044, Phone 226-3108/9275  
Mon - Fri 7:30 am - 4:30 pm

**KIDSPORTS - North Area**  
Bldg 1937, Phone 226-4190  
Variable Class Time  
Federal/Wing/Family Days Closed  
**LEFTWICH PARK**  
Near Security Hill  
Reservations, Phone 226-9378  
Daily Dawn To Dusk

**LIBRARY (OVERSTREET MEMORIAL)**  
Bldg 629, Phone 226-3068  
Mon - Thur 10 am - 8 pm  
Fri - Sun Noon - 6 pm

**LODGING**  
Bldg 670, Phone 226-3526  
Open 24 hours a day  
7 days a week

**MARKETING & PUBLICITY**  
Bldg 1044, Phone 226-9272/9273  
Mon - Fri 7:30 am - 4:30 pm

**MATS**  
Bldg 696, Phone 226-2040  
Mon, Tue, Thur, Fri 9 am - 4 pm  
Sat 10 am - 5 pm  
Sun 11 am - 4 pm  
Wed & Holidays Closed

**MINI GOLF**  
Bldg 1044, Phone 226-9378  
Mon, Thurs & Fri Noon - 7 pm  
Sat & Sun 11 am - 7 pm  
Tue & Wed Closed

**MISAWA SERVICES UNIVERSITY**  
Bldg 1044, Phone 226-2274/2272  
Mon - Fri 7:30 am - 4:30 pm

**OFFICERS' CLUB (MUTSU)**  
Bldg 22, Phone 222-9516  
Admin Hrs. - Tues - Fri 8 am - 4:30 pm  
Lunch Tues - Fri 11 am - 1 pm  
Dining Tues - Thur 5 - 8 pm  
Fri - Sat 5 - 9 pm  
Cashier's Cage  
Bldg 22, Phone 222-9519  
Tue - Thur 11:30 am - 3 pm, 5 - 8 pm  
Fri 11 am - 3 pm, 5 - 9 pm  
Sat 5 - 9 pm  
Sunday Closed  
**Catering**  
Mon - Fri 9 am - 4 pm  
Phone 222-5720  
Warrior Room  
Mon - Thur 5 - 9 pm  
Fri & Sat 5 pm - 2 am

**OUTDOOR RECREATION EQUIPMENT RENTAL**  
Bldg 1044, Phone 226-9378  
Mon - Fri 10 am - 6 pm  
Sat & Sun 10 am - 4 pm  
**PAINTBALL FIELDS/SKEET & TRAP RANGE**  
Security Hill, 222-8808/9378  
Sat 8 am - 4 pm  
Reservations accepted for Wed - Fri

**PASTA LA VISTA**  
Lounge & Office Hours  
Bldg 1464, Phone 222-9740/9739  
Sun, Mon & Thur 5 - 8 pm  
Fri & Sat 5 - 9 pm  
Tues & Wed Closed  
Bar  
Daily 4 - 9 pm  
Tue & Wed Closed

**SERVICES' AUTO CARE CENTER**  
Bldg 965, Phone 226-9486  
Mon - Fri 7:30 am - 5:30 pm  
Sat 8 am - 5 pm

**SKI LODGE (LAND MEMORIAL)**  
Bldg 1482, 226-9378  
Available for private functions

**SKILLS DEVELOPMENT CENTER**  
Bldg 645 Sales Store 226-4452  
Daily 10 am - 6 pm  
**Wood Shop**  
Sat & Sun 10 am - 6 pm  
Tues - Thur 5 - 9 pm  
Mon & Fri Closed  
**ANNEX**  
Bldg 628  
Graphics 226-4279  
Mon - Fri 10 am - 6 pm  
Frame Shop 226-4371  
Mon & Wed 10 am - 6 pm  
Tue & Thur 10 am - 8 pm  
Fri & Sat 10 am - 3 pm  
Sun Closed

**SCHOOL AGE PROGRAM**  
Kindergarten  
Bldg 10, Phone 226-4666  
Mon - Fri 6 - 8:30 am / 11 am - 6 pm  
Grades 1 - 6  
Bldg 412, Phone 226-2266  
Mon - Fri 6 - 8:30 am / 3 - 6 pm  
Federal Holidays Closed  
Wing Down Days/Family Days 6 am - 6 pm

**YOUTH CENTER (LUNNEY) PRETEEN PROGRAM**  
Bldg 112, Phone 226-3220  
Office Mon - Fri 10 am - 5:30 pm  
Mon - Thur 3 - 8 pm, Fri 3 - 6:30 pm  
Sat 10 am - 10 pm  
Sun & Holidays Closed  
Scheduled Half Day/No School 1 - 8 pm  
**TEEN PROGRAM**  
Bldg 699, Phone 226-9984/2170  
Sun & Mon Closed  
Tue - Thurs 2:30 - 8:30 pm  
Fri & Sat 6 - 11 pm  
Federal Holidays Closed  
Wing & Family Days Regular hours

**VETERINARY SERVICES**  
Bldg 1003, Phone 226-4502  
Mon - Thur 8 - 11:30 am / 12:30 - 4 pm  
Fri 12:30 - 4 pm

**VIDEOTIME**  
Bldg 626, Phone 222-9900  
Mon - Sun 8 am - 10 pm  
Wing/Federal/Family Days 8 - 10 am

**35th Services Squadron  
Bldg. 1044  
Mon - Fri 7:30 am - 4:30 pm  
226-3008**



## YO U KO SO NIHON E (WELCOME TO JAPAN)

Arriving in a strange new country can be a harrowing experience no matter how much you've looked forward to it. If you're a newcomer to Japan, we'd like to help you get started on the right foot. We've gathered some information about the food and language that we think will be helpful to you.

### DINING OUT

In department store and some other restaurants, you must buy tickets for your food before you sit down. Wax models of the foods are usually located at the entrance. After making your selection, tell it to the cashier. You will pay at this time and the cashier will give you tickets. If you can't read the name of your selection, ask the cashier to follow you to the display case and point to what you want. The waiter will tear your tickets in half and bring your items when they are ready.

Some useful phrases:

- \*Please give me a fork. (Fooku o kudasai.)
- \*Please give me a spoon. (Supuun o kudasai.)
- \*Please give me (a glass of) water. (Omizu o kudasai.)
- \*Coffee (Koochii)
- \*Coca cola (Kohka kora)
- \*Black tea (Koocha)
- \*Green tea (Ocha)

Note - Japanese (green) tea is usually available free for the asking in many restaurants. Other beverages can be quite expensive. Ocha is drunk unsweetened.

### WHAT'S ON THE MENU?

We've listed some foods which you might like to try when you first arrive. The name of each is written in both Roman letters and Japanese characters to help you recognize it on a menu or food display. Enjoy!

- \*Gohan (rice) - Plain, steamed rice      ご飯
- \*Chaahan (fried rice) - rice fried with onions, vegetables and sometimes meat      チャーハン
- \*Karee-raisu (curry rice) - Steamed rice with a curry sauce over it, containing various meats or seafood, and usually vegetables.      カレーライス
- \*Tempura - Shrimp and vegetables coated with batter and deep-fried. Served with a dipping sauce.      天ぷら
- \*Tendon - A bowl of rice topped with deep-fried shrimp and/or fish. A thin sauce is poured over all so that the shrimp are not as crispy as in Tempura. This usually comes with a bowl of broth soup and a small dish of pickled vegetables.      天井

\*Yakisoba (Fried noodles) - Soft Chinese noodles fried with onions, cabbage, carrots and meat or seafood, flavored with soy sauce or a slightly sweeter sauce.

## 焼きそば

\*Sukiyaki - Cooked at your table, this dish can be fairly expensive. Thin slices of beef and vegetables are cooked in a mixture of soy sauce, sake and sugar. A raw egg is provided with each dinner. Mix it up a bit and dip your meat and vegetables into it before eating them.

## すきやき

\*Gyoza - Crescent-shaped chinese pastries filled with ground pork, cabbage and green onions. Many people prefer them fried, but they can be boiled or steamed. Dip into a mixture of sesame seed oil, vinegar, and hot pepper.

## 餃子

\*Yakitori - A snack consisting of small pieces of chicken (can include skin and liver) dipped into a sauce and then grilled on skewers over charcoal.

## 焼きとり

\*Tonkatsu (pork cutlet) A deep-fried breaded pork cutlet, usually served with finely shredded cabbage. This meal might also include a potato salad or slice of tomato.

## とんかつ

\*Sushi/Sashimi - Sushi refers to slices of very fresh raw fish, placed on or in balls of vinegared rice, sometimes wrapped in seaweed. This is picked up with fingers or chopsticks and dipped in soy sauce before eating. Fresh raw fish served alone in thin slices artfully arranged on a plate is called sashimi.

## 寿司／刺身

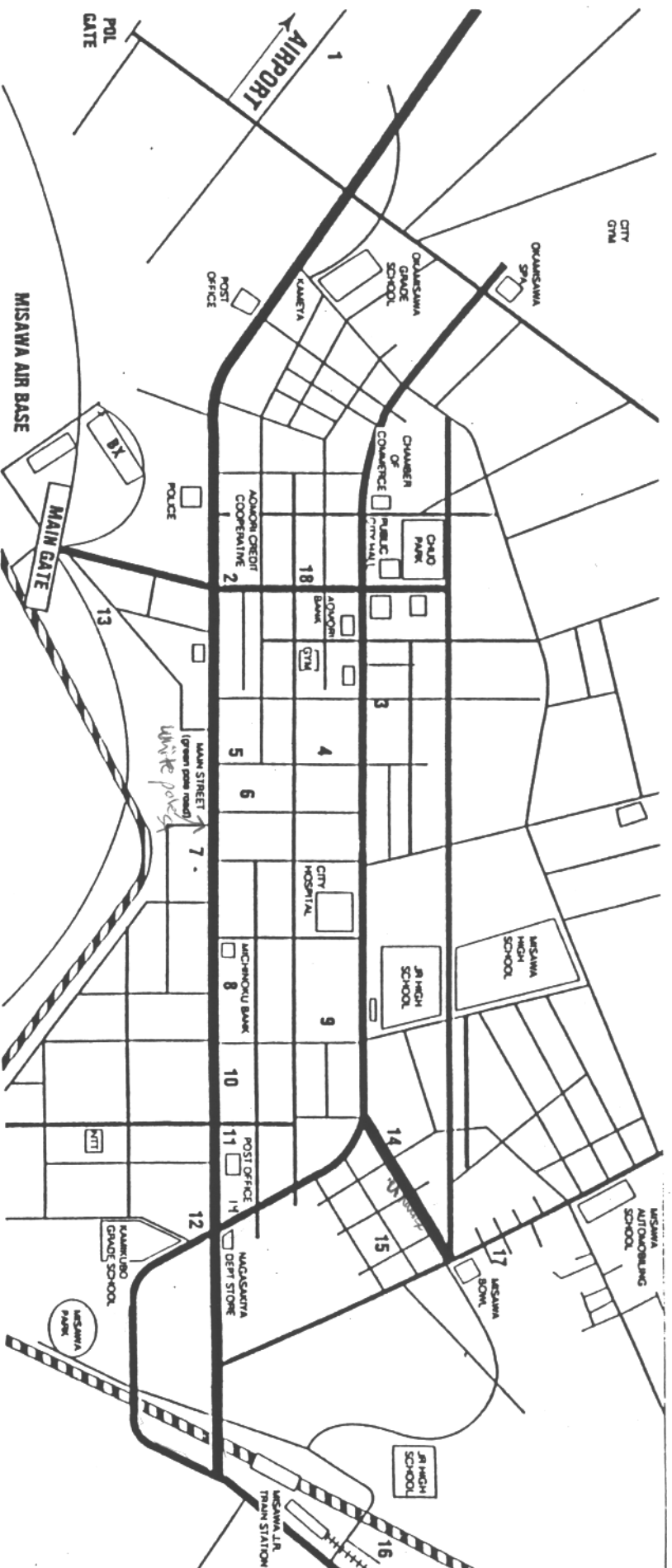
\*Udon/Soba - Udon refers to noodles made of white flour which comes in several shapes, from thin and round like vermicelli to flat and thick like macaroni. Soba refers to noodles made of darker buckwheat flour and generally the shape of ordinary spaghetti. Both can be served hot or cold, with a tasty broth.

## うどん／そば

\*Oden - Japanese enjoy a dish which was developed 250 years ago. It consists of fish, beancurd, bamboo shoots, eggs, and various combinations of fish-paste covered vegetables simmered in a soup stock made of dashi, chicken broth, seaweed, etc.

## おでん

# MISAWA CITY RESTAURANTS



1. Royal Restaurant - (Chinese)
2. Swan Restaurant - (Chinese)
3. Jou-Jou Restaurant - (Steaks)
4. Tenju - (Japanese)
5. Shogetsu-en - (Japanese)
6. Cheese Roll & Noodle Shop (Yakisoba, cheese gyoza)
7. Miyaki Restaurant - (Chinese)
8. Funami Confectionary - (Coffee, pastries)
9. Nosaka - (Japanese)
10. Sushi Shoraku - (Sushi)
11. Shanghai Restaurant - (Chinese)
12. Grill Ohmiya - (Curry rice, pizza)
13. Neutral Restaurant - (Thai)
14. Aki Restaurant - (Japanese)
15. Tsutaya Kaikan - (Japanese)
16. Komaki Grand Hotel - (Japanese)
17. Karashi-tei Yakiniku Restaurant - (Korean Barbeque)
18. New Miyaki Restaurant - (Chinese)
19. La Paloma - (Mexican)

# JAPANESE SURVIVAL TIPS

## DO'S

**DO** go off-base as often as possible. Don't miss out on all Japan has to offer!

**DO** be considerate of other people at all times. The whole system of Japanese customs and courtesy is based on consideration of others.

**DO** try to learn as much of the Japanese language as possible. It's not nearly as difficult as you might imagine. A little language goes a long way in promoting friendship.

**DO** keep to the left, not only on the roads, but also on sidewalks, hallways and stairs. You will bump into people less often if you stay to the left.

**DO** try all kinds of Japanese food. You'll be surprised at how quickly you'll develop a taste for things you thought you wouldn't like.

**DO** pick up your bowl of miso soup and drink from the bowl. It is not considered ill-mannered in Japan.

**DO** learn how to use "hashi" (chop sticks). Anything can be eaten with hashi and you will become very proficient with a little practice.

## DON'T

**DON'T** eat or drink while walking on the streets or in public places, except at festivals. It is considered very ill-mannered. When Japanese people buy food or drink at a stand, they either eat it at the stand, a designated eating area, or take it home.

**DON'T** talk loudly or play music loudly in public where you will disturb people.

**DON'T** be boisterous, horse around, use profanity, whistle or yell at a female, or otherwise attract unfavorable attention to yourself. Japanese people are very private.

**DON'T** show physical affection in public.

**DON'T** wear your shoes in Japanese homes and in some public places.

**DON'T** tip in Japan. On base, tip as you would in the United States.

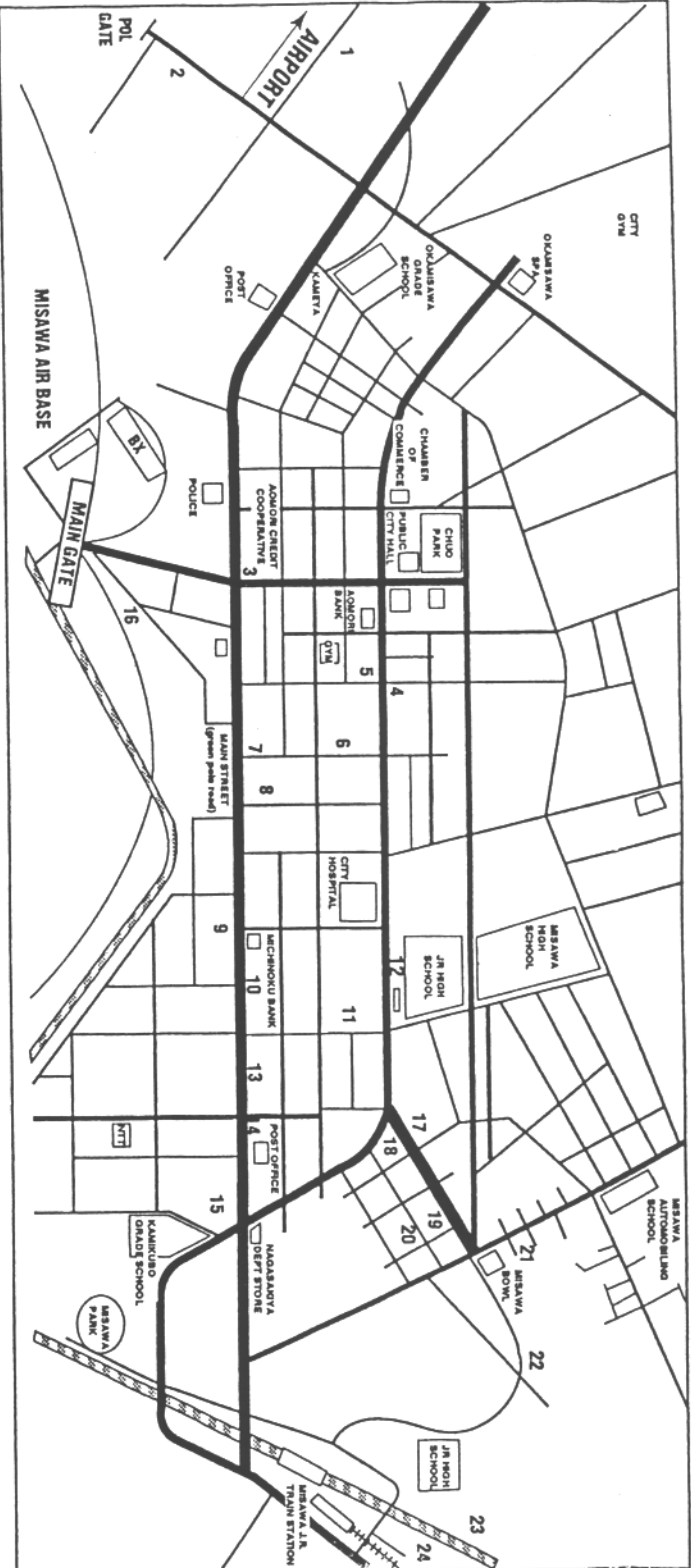
# JAPANESE LANGUAGE GUIDE

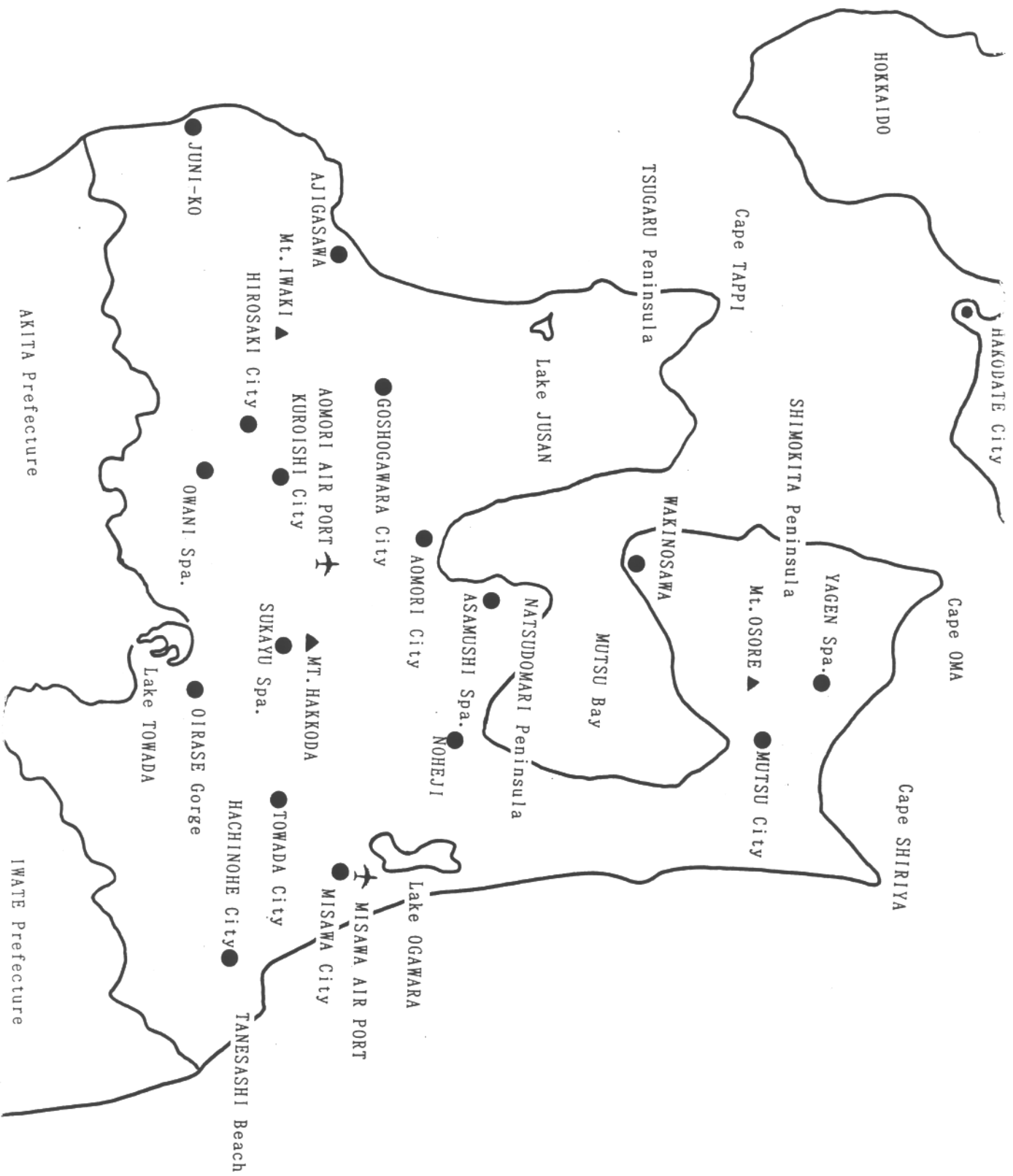
Pronunciation: Consonants are pronounced as in English. Pronounce vowels as follows: "a" as the "a" in father, "i" as the "e" in he, "u" as the "o" in to, "e" as the "e" in bed, and "o" as the word owe. Vowels must be pronounced correctly to be understood. Break words into syllables clearly and with an even accent.

Good morning.....	Ohayo gozaimasu	Thank you.....	Domo arigato
Good afternoon.....	Kon nichi wa	You're welcome.....	Do itashimashite
Good evening.....	Kon ban wa	Yes.....	Hai
Good-bye.....	Sayonara	No.....	lie
Hello (telephone).....	Moshi, moshi	Excuse me.....	Sumimasen
What is this? (that?).....	Kore (are) wa nan desu ka?	Where can I buy?..	.....Doko de kae masuka?
How are you?.....	Genki desu ka?	I'm sorry.....	Gomen nasai
What is your name?.....	Onamae wa nan desu ka?	Do you understand?.....	Wakarimasu ka?
I'm fine, thank you.....	Hai, genki desu, domo	I don't understand.....	Wakarimasen
Please.....	Dozo	Do you speak English?..	Eigo o hanashi masu ka?
Let me introduce _____.....	_____ o goshokai shima su	Welcome to.....	_____ e yokoso
I'm pleased to meet you.....	Dozo yoroshiku	Please help me.....	Tasuketa kudasai.
What time is it now?.....	Ima nanji desu ka?	Hospital.....	Byoin
Please give me change.....	Ryogae o shite kudasai	Fire station.....	Shobosho
I have lost my _____.....	_____ o nakushimashiti	Is it near?.....	Chikai desu ka?
Wallet/purse.....	Saifu	Is it far?.....	Toi desu ka?
Woman's purse.....	Handobaggu	How much is this?.....	Kore wa ikura desu ka?
Umbrella.....	Kasa	Where is the _____?	....._____doko desu ka?
Military base.....	Kichi	Bank.....	Ginko
Train station.....	Eki	Telephone.....	Denwa

# DOWNTOWN

1. ROYAL RESTAURANT
2. CHINA PETE'S / PONY PLAZA
3. SWAN RESTAURANT
4. RESTAURANT JUJU
5. TOHOKU ELECTRIC
6. TENJU RESTAURANT
7. SHOGETSU-EN RESTAURANT
8. NOODLE HOUSE MARUMIYA
9. RESTAURANT MIYAKI
10. CONFECTIONARY FUNAMI
11. NOSAKA RESTAURANT
12. WATER SUPPLY OFFICE
13. SUSHI SHORAKU
14. SHANGHAI RESTAURANT
15. GRILL OHMIYA
16. NEUTRAL RESTAURANT
17. RESTAURANT AKI
18. KABUTOYA FURNITURE
19. UNIVERSE SUPERMARKET
20. TSUTAYA KAIKAN RESTAURANT
21. KARASHI-TEI YAKINIKU RESTAURANT
22. SUNDAY'S HOME CENTER
23. GAS COMPANY
24. KOMAKI GRAND HOTEL





# TIME CONVERSION CHART

PREVIOUS DAY USA

JAPAN KOREA	PI TAIWAN	HAWAII	PACIFIC STANDARD	MOUNTAIN STANDARD	CENTRAL STANDARD	EASTERN STANDARD	GREENWICH MEAN TIME	PARIS VIENNA BERLIN
0100	2400	0600	0800	0900	1000	1100	1600	1700
0200	0100	0700	0900	1000	1100	1200	1700	1800
0300	0200	0800	1000	1100	1200	1300	1800	1900
0400	0300	0900	1100	1200	1300	1400	1900	2000
0500	0400	1000	1200	1300	1400	1500	2000	2100
0600	0500	1100	1300	1400	1500	1600	2100	2200
0700	0600	1200	1400	1500	1600	1700	2200	2300
0800	0700	1300	1500	1600	1700	1800	2300	2400
0900	0800	1400	1600	1700	1800	1900	2400	0100
1000	0900	1500	1700	1800	1900	2000	0100	0200
1100	1000	1600	1800	1900	2000	2100	0200	0300
1200	1100	1700	1900	2000	2100	2200	0300	0400
1300	1200	1800	2000	2100	2200	2300	0400	0500
1400	1300	1900	2100	2200	2300	2400	0500	0600
1500	1400	2000	2200	2300	2400	0100	0600	0700
1600	1500	2100	2300	2400	0100	0200	0700	0800
1700	1600	2200	2400	0100	0200	0300	0800	0900
1800	1700	2300	0100	0200	0300	0400	0900	1000
1900	1800	2400	0200	0300	0400	0500	1000	1100
2000	1900	0100	0300	0400	0500	0600	1100	1200
2100	2000	0200	0400	0500	0600	0700	1200	1300
2200	2100	0300	0500	0600	0700	0800	1300	1400
2300	2200	0400	0600	0700	0800	0900	1400	1500
2400	2300	0500	0700	0800	0900	1000	1500	1600



# Yen Rate

Amount of Yen you are purchasing

	70	75	80	85	90	95	100	105	110	115	120
500	\$7.14	\$6.67	\$6.25	\$5.88	\$5.56	\$5.26	\$5.00	\$4.76	\$4.55	\$4.35	\$4.17
1000	\$14.29	\$13.33	\$12.50	\$11.76	\$11.11	\$10.53	\$10.00	\$9.52	\$9.09	\$8.70	\$8.33
1500	\$21.43	\$20.00	\$18.75	\$17.65	\$16.67	\$15.79	\$15.00	\$14.29	\$13.64	\$13.04	\$12.50
2000	\$28.57	\$26.67	\$25.00	\$23.53	\$22.22	\$21.05	\$20.00	\$19.05	\$18.18	\$17.39	\$16.67
2500	\$35.71	\$33.33	\$31.25	\$29.41	\$27.78	\$26.32	\$25.00	\$23.81	\$22.73	\$21.74	\$20.83
3000	\$42.86	\$40.00	\$37.50	\$35.29	\$33.33	\$31.58	\$30.00	\$28.57	\$27.27	\$26.09	\$25.00
3500	\$50.00	\$46.67	\$43.75	\$41.18	\$38.89	\$36.84	\$35.00	\$33.33	\$31.82	\$30.43	\$29.17
4000	\$57.14	\$53.33	\$50.00	\$47.06	\$44.44	\$42.11	\$40.00	\$38.10	\$36.36	\$34.78	\$33.33
4500	\$64.29	\$60.00	\$56.25	\$52.94	\$50.00	\$47.37	\$45.00	\$42.86	\$40.91	\$39.13	\$37.50
5000	\$71.43	\$66.67	\$62.50	\$58.82	\$55.56	\$52.63	\$50.00	\$47.62	\$45.45	\$43.48	\$41.67
5500	\$78.57	\$73.33	\$68.75	\$64.71	\$61.11	\$57.89	\$55.00	\$52.38	\$50.00	\$47.83	\$45.83
6000	\$85.71	\$80.00	\$75.00	\$70.59	\$66.67	\$63.16	\$60.00	\$57.14	\$54.55	\$52.17	\$50.00
6500	\$92.86	\$86.67	\$81.25	\$76.47	\$72.22	\$68.42	\$65.00	\$61.90	\$59.09	\$56.52	\$54.17
7000	\$100.00	\$93.33	\$87.50	\$82.35	\$77.78	\$73.68	\$70.00	\$66.67	\$63.64	\$60.87	\$58.33
7500	\$107.14	\$100.00	\$93.75	\$88.24	\$83.33	\$78.95	\$75.00	\$71.43	\$68.18	\$65.22	\$62.50
8000	\$114.29	\$106.67	\$100.00	\$94.12	\$88.89	\$84.21	\$80.00	\$76.19	\$72.73	\$69.57	\$66.67
8500	\$121.43	\$113.33	\$106.25	\$100.00	\$94.44	\$89.47	\$85.00	\$80.95	\$77.27	\$73.91	\$70.83
9000	\$128.57	\$120.00	\$112.50	\$105.88	\$100.00	\$94.74	\$90.00	\$85.71	\$81.82	\$78.26	\$75.00
9500	\$135.71	\$126.67	\$118.75	\$111.76	\$105.56	\$100.00	\$95.00	\$90.48	\$86.36	\$82.61	\$79.17
10000	\$142.86	\$133.33	\$125.00	\$117.65	\$111.11	\$105.26	\$100.00	\$95.24	\$90.91	\$86.96	\$83.33
15000	\$214.29	\$200.00	\$187.50	\$176.47	\$166.67	\$157.89	\$150.00	\$142.86	\$136.36	\$130.43	\$125.00
20000	\$285.71	\$266.67	\$250.00	\$235.29	\$222.22	\$210.53	\$200.00	\$190.48	\$181.82	\$173.91	\$166.67
25000	\$357.14	\$333.33	\$312.50	\$294.12	\$277.78	\$263.16	\$250.00	\$238.10	\$227.27	\$217.39	\$208.33
50000	\$714.29	\$666.67	\$625.00	\$588.24	\$555.56	\$526.32	\$500.00	\$476.19	\$454.55	\$434.78	\$416.67
100000	\$1,428.57	\$1,333.33	\$1,250.00	\$1,176.47	\$1,111.11	\$1,052.63	\$1,000.00	\$952.38	\$909.09	\$869.57	\$833.33



DEPARTMENT OF THE AIR FORCE  
PACIFIC AIR FORCES

MEMORANDUM FOR ALL ARRIVING PARENTS

FROM: Schools Liaison Officer

SUBJECT: Misawa Air Base DoDDS Schools

1. On behalf of the Installation and 35<sup>th</sup> Fighter Wing Commander, I welcome you to the Department of Defense Dependent Schools (DoDDS) family here at Misawa Air Base! I am confident that your stay here will be both challenging and rewarding. I think you'll find that some of the many benefits of living in Misawa are the ideal conditions for raising a family. Crime is low, people are very friendly, and the cultural exposure for your family will be an experience that will last a lifetime.

2. As the Schools Liaison Officer for the military community, it is my responsibility to ensure that all of our parents are informed of Misawa's family member education program. Here at Misawa Air Base, we have three separate DoDDS facilities to meet your children's educational needs: Cummings Elementary, Sollars Elementary, and Edgren High School. Which school your child attends is contingent upon two factors: your child's grade level and the location of your quarters.

a. Cummings Elementary School

Grade Level: K-6

Principal: Ms. Ruth Morgan

Main Office: 226-2647

Area Serviced: 800-area housing, north-area housing

Hours: Summer: 0700-1500, school year: 0700-1600; Monday through Friday

b. Sollars Elementary School

Grade Level: K-6

Principal: Mr. Randell Ekanger

Main Office: 226-3933

Area Serviced: main-base housing, off-base housing

Hours: Summer: 0700-1500, school year: 0700-1600; Monday through Friday

c. Edgren High School

Grade Level: 7-12

Principal: Mr. Bruce Derr

Main Office: 226-4377

Areas Serviced: entire Misawa community

Hours: Summer and school year: 0700-1630; Monday through Friday

3. The following are some general requirements for your child to enroll in any DoDDS School:

a. Updated shot records. All children must have their immunizations updated and certified by the immunization clinic (35 MDOS/SGHFI), located in the base hospital. Call 226-6192 for more information.

b. Passport or a birth certificate. This is only a requirement for children entering kindergarten or first grade.

c. Sponsor's orders with family member entry approval. Orders *must* have family member entry approval in order for you to register your child.

d. Academic record or address of last school attended. Many PCSing families hand-carry their children's academic records for safe-keeping. If you do not have your child's academic records, you must furnish the address of the last school attended so the records can be obtained.

e. Student's social security number. During the registration process, many parents are stalled because they do not have their child's social security number with them. Please bring it to all registration appointments. If you arrive on station and have not applied for a SSN for your child, contact the Military Personnel Flight (bldg 653) Customer Service element at 226-3962 for assistance.

f. Emergency point of contact. Newly arriving families often do not know anyone at their gaining base. Many parents list supervisors or commanders when they first arrive, and update their emergency POCs once they get settled.

4. Each school will have additional enrollment requirements for prospective students. If you have any questions about enrolling your student, contact the school directly.

5. Transportation to and from school is also a common concern for families new at Misawa. We have an extensive bus system that provides children safe, convenient transportation to and from school, whether they live on or off base. For information about school bus routes, times, or registration, please contact the Vehicle Operations Flight of the Transportation Squadron at 226-3328.

6. Another one of my duties as School Liaison Officer is serving as the point of contact for the 35<sup>th</sup> Fighter Wing Instruction 36-2901, Misawa Air Base Community Standards. This is a very thorough regulation covering many topics of interest including: curfew hours, wear of inappropriate clothing, control of minor family members, littering, pets, use of alcohol, and school attendance. Children walking to school is a major topic that is addressed in the FWI. 35<sup>th</sup> FWI 36-2901 requires children ages 5-6 to be in "immediate access (visual sight or hearing distance) to adult supervision." Adult supervision is defined as "someone who has or assumes responsibility for the child" to include parents, guardians, care providers, or friends.

## **SITES INFO DATA BASE**

**<http://www.dmdc.osd.mil/sites/>**

## **MISAWA AIR BASE HOMEPAGE**

**<http://www2.misawa.af.mil>**

## **MISAWA AB FSC**

**<http://www2.misawa.af.mil/orgs/fsc/fsc.htm>**

## **COST OF LIVING ALLOWANCE**

**<http://www.dtic.mil/perdiem/ocform.html>**

## **AIR FORCE PROGRAM FAMNET**

**<http://www.afcrossroads.com>**

## **FAMILY SUPPORT CENTER E-MAIL**

**[35mss.fsc@misawa.af.mil](mailto:35mss.fsc@misawa.af.mil)**